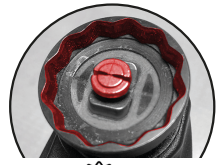


GUIDE Comment choisir la bonne connexion en trois étapes

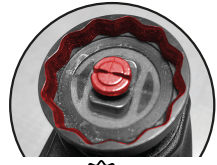

1 Définir le **SYSTÈME** de connexion de votre outil portable

2 Choisir la bonne **CONNEXION** de lame

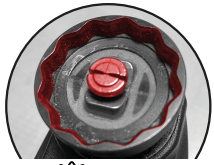
3 Choisir le bon type de lame en fonction de son **UTILISATION**





STARLOCK MAX



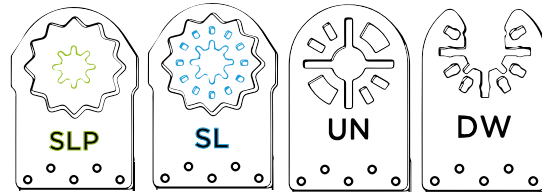
STARLOCK




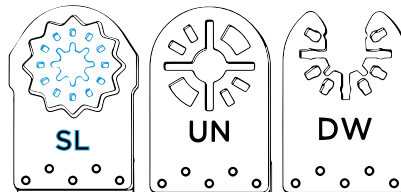
STARLOCK PLUS




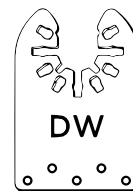
MULTIMOUNT



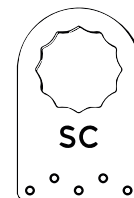
OIS




OPEN BACK



SUPERCUT




BOIS & PLASTIC




MÉTAL & BOIS



JOINTS & CARRELAGE



COLLE & SILICONE



PONÇAGE



COMBI-SET



LE CHOIX DES PROFESSIONNELS



www.qblades.com info@qblades.com +31(0)224 76 90 02